

Introductory sub-table (I)(a)

Name of the Company: 52 WEEKS ENTERTAINMENT LIMITED (SHANTANU SHEOREY AQUAKULT LIMITED)			
Scrip Code : 531925 , Name of the scrip: SHAQUAK, class of security : EQUITY			
Quarter ended: MAR 2015			
Partly paid-up shares:-	No. of partly paid-up shares	As a % of total no. of partly paid-up shares	As a % of total no. of shares of the company
Held by promoter/promoter group	0	0	0
Held by public	0	0	0
Total	0	0	0
Outstanding convertible securities:-	No. of outstanding securities	As a % of total no. of outstanding convertible securities	As a % of total no. of shares of the company, assuming full conversion of the convertible securities
Held by promoter/promoter group	0	0	0
Held by public	0	0	0
Total	0	0	0
Warrants:-	No. of warrants	As a % of total no. of warrants	As a % of total no. of shares of the company, assuming full conversion of warrants
Held by promoter/promoter group	0	0	0
Held by public	0	0	0
Total	0	0	0
Total paid-up capital of the company, assuming full conversion of warrants and convertible securities	34880000		




Statement Showing Shareholding Pattern

Category code	Category of Shareholder	Number of Shareholders	Table I(a)		Total shareholding as a percentage of total number of shares		Shares Pledged or otherwise encumbered	
			Total number of shares	Number of shares held in dematerialized form	As a percentage of (A+B) ¹	As a percentage of (A+B+C)	Number of shares	As a percentage (IX) = (VIII)/(IV)*100
(I)	(II)	(III)	(IV)	(V)	(VI)	(VII)	(VIII)	(IX)
(A)	Shareholding of Promoter and Promoter Group²							
1	Indian							
(a)	Individuals/ Hindu Undivided Family	2	3268610	0	9.37	9.37	2463000	75.35
(b)	Central Government/ State Government(s)	0	0	0	0.00	0.00	0	0.00
(c)	Bodies Corporate	0	0	0	0.00	0.00	0	0.00
(d)	Financial Institutions/ Banks	0	0	0	0.00	0.00	0	0.00
(e)	Any Others(Specify)	0	0	0	0.00	0.00	0	0.00
(e-i)	Person acting in concert	6	21940	0	0.06	0.06	0	0.00
(e-ii)								
	Sub Total(A)(1)	8	3290550	0	9.43	9.43	2463000	74.85
2	Foreign							
a	Individuals (Non-Residents Individuals/ Foreign Individuals)	0	0	0	0.00	0.00		0.00
b	Bodies Corporate	0	0	0	0.00	0.00		0.00
c	Institutions	0	0	0	0.00	0.00		0.00
d	Qualified Foreign Investor	0	0	0	0.00	0.00		0.00
e	Any Others(Specify)	0	0	0	0.00	0.00		0.00
e-i								
e-ii								
	Sub Total(A)(2)	0	0	0	0.00	0.00	0	0.00
	Total Shareholding of Promoter and Promoter Group (A) = (A)(1)+(A)(2)	8	3290550	0	9.43	9.43	2463000	74.85
(B)	Public shareholding							
1	Institutions							
(a)	Mutual Funds/ UTI	0	0	0	0.00	0.00		
(b)	Financial Institutions/ Banks	0	0	0	0.00	0.00		
(c)	Central Government/ State Government(s)	0	0	0	0.00	0.00		
(d)	Venture Capital Funds	0	0	0	0.00	0.00		
(e)	Insurance Companies	0	0	0	0.00	0.00		
(f)	Foreign Institutional Investors	0	0	0	0.00	0.00		
(g)	Foreign Venture Capital Investors	0	0	0	0.00	0.00		
(h)	Qualified Foreign Investor	0	0	0	0.00	0.00		
(i)	Any Other (specify)	0	0	0	0.00	0.00		
(i-i)								
(i-ii)								
	Sub-Total (B)(1)	0	0	0	0.00	0.00		
B 2	Non-institutions							
(a)	Bodies Corporate	10	163042	124102	0.47	0.47		
(b)	Individuals							
I	Individuals -i. Individual shareholders holding nominal share capital up to Rs 1 lakh	398	273121	86711	0.78	0.78		
II	ii. Individual shareholders holding nominal share capital in excess of Rs. 1 lakh	180	31151287	26964487	89.31	89.31		
(c)	Qualified Foreign Investor	0	0	0	0.00	0.00		
(d)	Any Other (specify)							
(d-i)	Clearing Members	1	2000	2000	0.00	0.01		
(d-ii)	NRI / OCBs	0	0	0	0.00	0.00		
	Sub-Total (B)(2)	589	31589450	27177300	90.57	90.57		
(B)	Total Public Shareholding (B) = (B)(1)+(B)(2)	589	31589450	27177300	90.57	90.57		
	TOTAL (A)+(B)	597	34880000	27177300	100.00	100.00		
(C)	Shares held by Custodians and against which Depository Receipts have been issued							
1	Promoter and Promoter Group					0.00		0.00
2	Public					0.00		0.00
	Sub-Total (C)	0	0	0			0	0
	GRAND TOTAL (A)+(B)+(C)	597	34880000	27177300		100.00	2463000	7.06




Sr.No	Notes
1	
2	
3	
4	
5	
6	
7	
8	
9	



(1)(b) Statement showing holding of securities (including shares, warrants, convertible securities) of persons belonging to the category "Promoter and Promoter Group"

Sr. N	Name of the shareholder	Details of Shares held		Encumbered shares (*)			Details of warrants		Details of convertible securities		Total shares (including underlying shares assuming full conversion of warrants and convertible securities) as a % of diluted share capital
		Number of shares held	As a % of grand total (A) +(B) +(C)	No.	As a percentage	As a % of grand total (A)+(B)+(C) of sub-clause (I)(a)	Number of warrants held	As a % total number of warrants of the same class	Number of convertible securities held	As a % total number of convertible securities of the same class	
(i)	(ii)	(iii)	(iv)	(v)	(vi)=(v)/(iii)*100	(vii)	(viii)	(ix)	(x)	(xi)	(xii)
1	NAYANTARA KATKAR SHEOREY	37310	0.11	0	0.00	0.00	0	0	0	0	0.11
2	NIMA SUSHIL WELINKAR	2600	0.01	0	0.00	0.00	0	0	0	0	0.01
3	SANGEETA W WELINKAR	10	0.00	0	0.00	0.00	0	0	0	0	0.00
4	SHANTANU S SHEOREY	3231300	9.26	2463000	74.85	7.06	0	0	0	0	9.26
5	SUSHIL WAMAN WELINKAR	800	0.00	0	0.00	0.00	0	0	0	0	0.00
6	VUAY B SHEOREY	13010	0.04	0	0.00	0.00	0	0	0	0	0.04
7	VIVEKANAND S SHEOREY	510	0.00	0	0.00	0.00	0	0	0	0	0.00
8	WAMAN S WELINKAR	5010	0.01	0	0.00	0.00	0	0	0	0	0.01
TOTAL		3290550	9.43	2463000	74.85	7.06	0	0	0	0	9.43

(*) The term "encumbrance" has the same meaning as assigned to it in regulation 28(3) of the SAST Regulations, 2011



(I)(c)(i) Statement showing holding of securities (including shares, warrants, convertible securities) of persons belonging to the category "Public" and holding more than 1% of the total number of shares

Sr. No.	Name of the shareholder	Number of shares held	Shares as a percentage of total number of shares (i.e., Grand Total (A)+(B)+(C) indicated in Statement at para (I)(a) above)	Details of warrants		Details of convertible		Total shares (including underlying shares assuming full conversion of warrants and convertible securities) as a % of diluted share capital
				Number of warrants held	As a % total number of warrants of the same class	Number of convertible securities held	% w.r.t total number of convertible securities of the same class	
1	AARTI SINGAL	1500100	4.30	0	0	0	0	4.30
2	ANTONY SEQUEIRA	450000	1.29	0		0		1.29
3	ARJUNDAS KHATRI	400000	1.15	0		0		1.15
4	ATMA RAM	400100	1.15	0		0		1.15
5	BHOLARAM AGARWAL	600100	1.72	0		0		1.72
6	HIRA LAL KHATRI	400100	1.15	0		0		1.15
7	LEELADEVI BHOLARAM AGRAWAL	600100	1.72	0		0		1.72
8	M S PRABHAKAR RAO(MADDIPATI S)	400000	1.15	0		0		1.15
9	NAWAL KISHORE MITTAL	400000	1.15	0		0		1.15
10	PRAVEEN KUMAR SOHANRAJ	400000	1.15	0		0		1.15
11	SADHNA RANI	400100	1.15	0		0		1.15
12	SANDEEP KUMAR HISARIA	500000	1.43	0		0		1.43
13	SANJAY SINGAL	1500100	4.30	0		0		4.30
14	SAWAR MAL HISARIA	400000	1.15	0		0		1.15
15	SIVARAMA PRASAD CHITTURI	600100	1.72	0		0		1.72
16	SRINIVAS BODDU	400100	1.15	0		0		1.15
17	SRINIVAS RAO KATRAGADDA	600100	1.72	0		0		1.72
18	SUBHASH BABULAL JAIN	400100	1.15	0		0		1.15
TOTAL		10351100	29.68	0	0	0	0	29.68



(1)(c)(ii) Statement showing holding of securities (including shares, warrants, convertible securities) of persons (together with PAC) belonging to the category "Public" and holding more than 5% of the total number of shares of the company.

Sr. No.	Name(s) of the shareholder(s) and the Persons Acting in Concert (PAC) with them	Number of shares	Shares as a percentage of total number of shares (i.e., Grand Total (A)+(B)+(C) indicated in Statement at para (I)(a) above)	Details of warrants		Details of convertible		Total shares (including underlying shares assuming full conversion of warrants and convertible securities) as a % of diluted share capital
				Number of warrants	As a % total number of warrants of the same class	Number of convertible securities held	% w.r.t total number of convertible securities of the same class	
1	N.A.	0	0.00	0	0	0	0	0
2		0	0.00	0	0	0	0	0
3			0.00		0	0	0	0
4			0.00		0	0	0	0
5			0.00		0	0	0	0
6			0.00		0	0	0	0
7			0.00		0	0	0	0
8			0.00		0	0	0	0
9			0.00		0	0	0	0
10			0.00		0	0	0	0
TOTAL		0	0.00	0	0	0	0	0.00




(I)(d) Statement showing details of locked-in shares

Sr. No.	Name of the shareholder	Number of locked-in shares	Locked-in shares as a percentage of total number of shares (i.e., Grand Total (A)+(B)+(C) indicated in Statement at para (I)(a) above)	Promoter/Promoter Group/Public
1	AKASH KUMAR	25000	0.07	PUBLIC
2	AKSHAY BHANSALI	50000	0.14	PUBLIC
3	AMIT RATANKUMAR JAIN	125000	0.36	PUBLIC
4	ANKUSH RISHABHKUMAR JAIN	125000	0.36	PUBLIC
5	ANUJ JAIN	125000	0.36	PUBLIC
6	ASHOK KUMAR JAIN	50000	0.14	PUBLIC
7	ASITKUMAR JAIN	125000	0.36	PUBLIC
8	BHAIRAVI KAUSHIK KAMDAR	150000	0.43	PUBLIC
9	BHARATKUMAR SOHANRAJ	25000	0.07	PUBLIC
10	CHETAN KOTHARI	250000	0.72	PUBLIC
11	Chhaya Mukesh Chheda	100000	0.29	PUBLIC
12	GUNMALA RAJENDRA AGARWAL	50000	0.14	PUBLIC
13	JAYANTILAL KANHAIYALAL BAXI	50000	0.14	PUBLIC
14	KANIKA GUPTA	40000	0.11	PUBLIC
15	KANWARILAL JAIN	50000	0.14	PUBLIC
16	MEENA SAKARIYA	50000	0.14	PUBLIC
17	MEET CHETAN PATEL	250000	0.72	PUBLIC
18	NARENDRA SAKARIYA	50000	0.14	PUBLIC
19	NARENDRA SAKARIYA	50000	0.14	PUBLIC
20	NEELAM RAMNIKLAL DEDHIA	150000	0.43	PUBLIC
21	NISHANK SAKARIYA	50000	0.14	PUBLIC
22	PAWAN KUMAR JAIN	125000	0.36	PUBLIC
23	PINKY AKASH KUMAR	25000	0.07	PUBLIC
24	PRAKASH RAMESH NANDU	100000	0.29	PUBLIC
25	RAMESH ARJANBHAI SUREJA	250000	0.72	PUBLIC
26	RATANKUMAR SONARAM JAIN	125000	0.36	PUBLIC
27	REENU JAIN	25000	0.07	PUBLIC
28	RISHABKUMAR SONARAM JAIN	125000	0.36	PUBLIC
29	SANDEEP KUMAR HISARIA	125000	0.36	PUBLIC
30	SANDEEP KUMAR HISARIA	500000	1.43	PUBLIC
31	SANGEET KUMAR HISARIA	250000	0.72	PUBLIC
32	SANGEET KUMAR HISARIA	125000	0.36	PUBLIC
33	SAWAR MAL HISARIA	400000	1.15	PUBLIC
34	SAWARMAL HISARIA	250000	0.72	PUBLIC
35	Shardaben Jayantilal Gandhi	100000	0.29	PUBLIC
36	SONARAM CHEDILAL JAIN	125000	0.36	PUBLIC
37	T S AJEY	50000	0.14	PUBLIC
38	TANSUKHLAL SAJJANLAL MINDA	50000	0.14	PUBLIC
39	TEJ RAJ SURANA	50000	0.14	PUBLIC
40	USHA BHANSALI	25000	0.07	PUBLIC
41	UTTAM C JAIN	25000	0.07	PUBLIC
42	VINAY HIRAWAT	50000	0.14	PUBLIC
	TOTAL	4840000	13.88	



(II)(a) Statement showing details of Depository Receipts (DRs)

Sr. No.	Type of outstanding DR (ADRs, GDRs, SDRs, etc.)	Number of outstanding DRs	Number of shares underlying outstanding DRs	Shares underlying outstanding DRs as a percentage of total number of shares (i.e., Grand Total (A)+(B)+(C) indicated in Statement at para (1)(a) above)
1	N.A			0.00
2				0.00
3				0.00
4				0.00
5				0.00
6				0.00
7				0.00
8				0.00
9				0.00
TOTAL		0	0	0.00



(II)(b) Statement showing holding of Depository Receipts (DRs), where underlying shares held by "promoter/promoter group" are in excess of 1% of the total number of shares

Sr. No.	Name of the DR Holder	Type of outstanding DR (ADRs, GDRs, SDRs, etc.)	Number of shares underlying outstanding DRs	Shares underlying outstanding DRs as a percentage of total number of shares (i.e., Grand Total (A)+(B)+(C) indicated in Statement at para (I)(a) above)
1	N.A			0.00
2				0.00
3				0.00
4				0.00
5				0.00
6				0.00
7				0.00
8				0.00
9				0.00
				0.00
				0.00
TOTAL			0	0.00

